

# South Country Central School District

Celebrates...

**A Day of Professional Learning!**

Staff Development Day

November 8<sup>th</sup>, 2011

Presented by Mrs. Linda J. Rozzi

Assistant Superintendent

A man in a light blue shirt and dark trousers stands on a stage, gesturing towards a large projection screen. The screen displays text in a serif font. The audience, seen from behind, is seated in blue chairs. The stage is lit, and the background is dark.

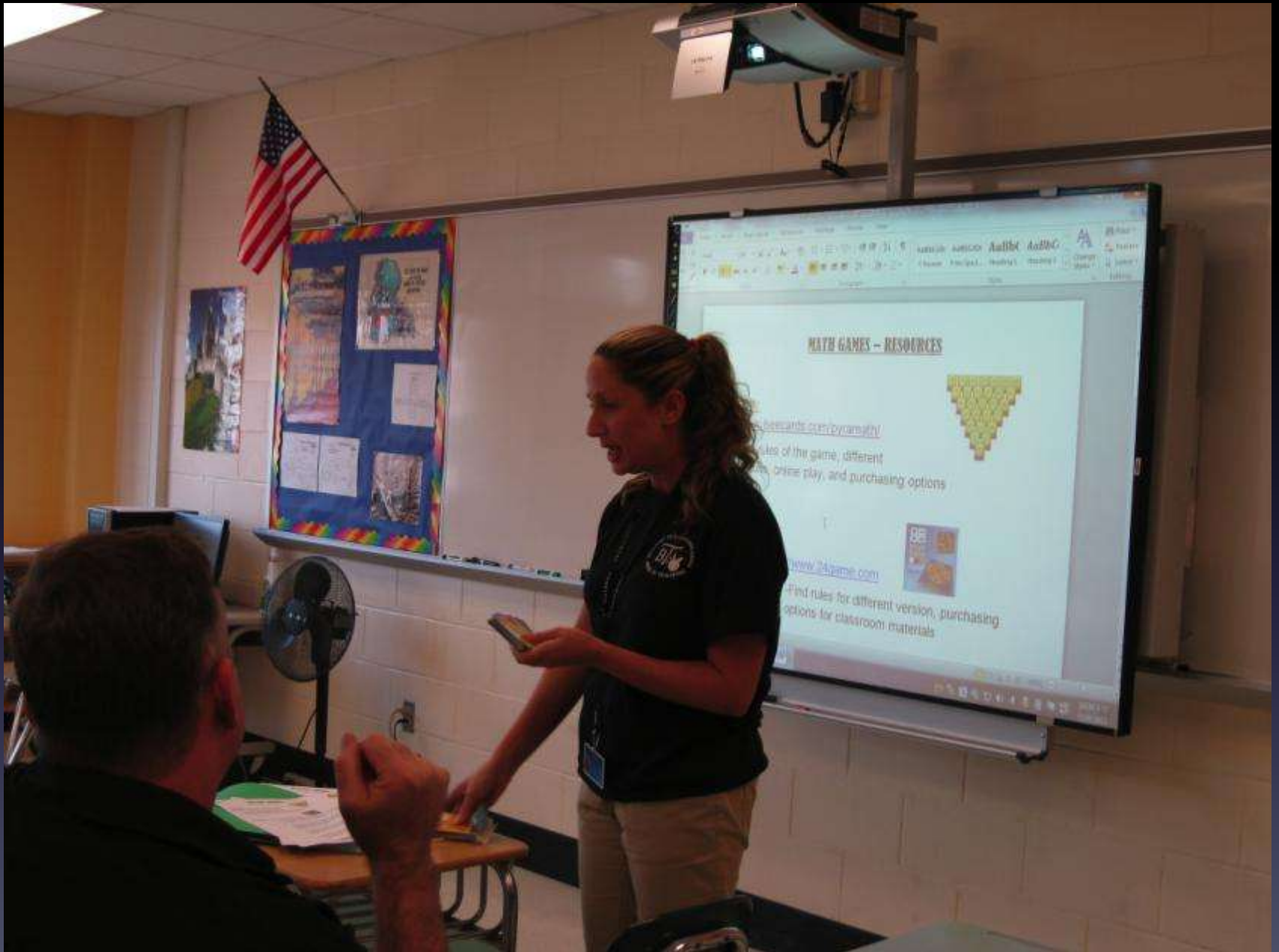
ENGAGING YOUR STUDENTS

AS THE SCHOOL YEAR GOES ON,  
KEEP YOUR SENSE OF HUMOR










## Content Area Instruction for LEP/ELLs

- Differences between Advanced, High Intermediate, Low Intermediate, High Beginner and Low Beginner
- Main Idea, Getting the Gist and totally not getting it...
- Be realistic about your expectations
- Use Tips for Working ESL Students

The first step is total immersion	Seat the student in the front of the room	Speak a little more slowly, but naturally	Don't force new students to speak before they are ready
ESL students should have their own bilingual dictionary	Avoid correcting errors of pronunciation or grammar	Allow more "wait time/think time"	Use TPR (Total Physical Response) with the ESL students
Find your ESL students class buddies	Write things on the board in print	If you feel adventurous you can label items in your room	Pass/Val option for the ESL students
ELL students can be given hearing accommodations	Allow your new ESL student time to adjust	Ask other teachers in your area for help with your new ELL	Use the Bing translate <a href="http://www.bing.com/translator">www.bing.com/translator</a> or similar





-SAVE PLE

Door Op

S  
A  
v  
E

2: Jasmin

5: Demetrius

7: Ryan

8: Haylee

9: Jesire

## SOCIAL STORIES

- Stories that are read to individuals to prepare them for a particular situation or change in schedule
- Should be age appropriate
- Gives the child's and other people's perspectives
- Should focus on appropriate behavior
- Should be read immediately before an activity and multiple times depending on the student
- Can be created as books or now on the computer
- <http://www.youtube.com/watch?v=Ntkn9BC71c&feature=related>
- <http://www.youtube.com/watch?v=3Dn8gkx4te&feature=related>
- [http://www.youtube.com/watch?NR=1&v=UY\\_1T6JH1MA](http://www.youtube.com/watch?NR=1&v=UY_1T6JH1MA)

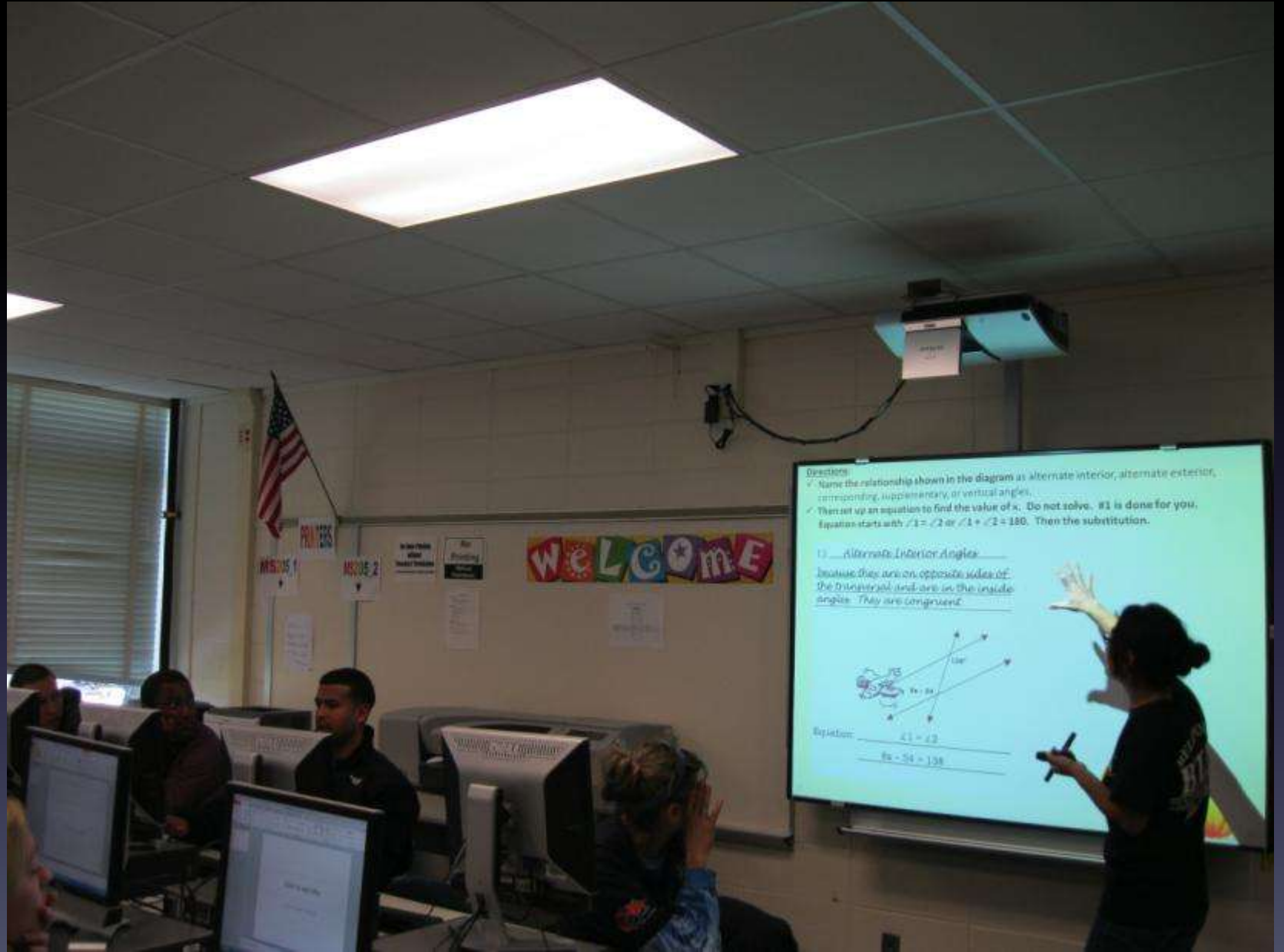



- Directions:
- ✓ Name the relationship shown in the diagram as alternate interior, alternate exterior, corresponding, supplementary, or vertical angles.
  - ✓ Then set up an equation to find the value of  $x$ . Do not solve. #1 is done for you. Equation starts with  $\angle 1 = \angle 2$  or  $\angle 1 + \angle 2 = 180$ . Then the substitution.

1) Alternate Interior Angle  
*because they are on opposite sides of the transversal and are in the inside angles. They are congruent.*

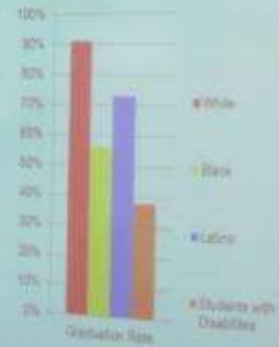


Equation:  $\angle 1 = \angle 2$   
 $8x - 54 = 128$





## South Country CSD Graduation Rate



- Black students in the district graduate at a near 40% lower rate than White students
- SWD in the district graduate at half the district graduation rate















### Fun Facts


- Sometimes owls swallow their food whole.
- Most owls sleep during the day.
- Female owls are bigger than male owls.

















engage<sup>ny</sup>

Creating New Futures

## Instructional Shifts for the Common Core













A very special thanks to the following terrific educators who served on the District Staff Development Day **TEAM!**

**Mrs. Megan Bevan**  
**Mrs. Danielle Flaumenhaft**  
**Ms. Teri Palermo**  
**Mrs. Donna Snyder**

**...and special thanks to the following supporters for championing the importance of professional growth & dialogue!**

- **Our Facilities & Custodial Crews**
- **The District Technology Team**
  - **Ms. Cristina Gennusa**
  - **The Central Office Team**
- **Superintendent Joseph Cipp**  
**...and the**
- **South Country Board of Education**